

# WALLMOUNT CABINETS

Olabs Wallmount Cabinet series offers 9U, 12U, 21U and 27U with choices of Heavy Duty and Standard Model to accommodate different installation needs.

They are constructed of rugged steel frame with IP20 rating, suitable for housing any 19" EIA standard rackmountable equipment or patch panels within the corridor or closet areas.

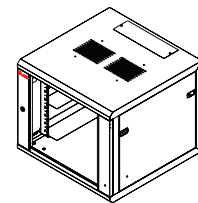
All wallmount cabinets are supplied in fully assembled unit, with pre-bundled accessories include earthing kit, top plates, mounting rails and nuts sets.

## KEY FEATURES :

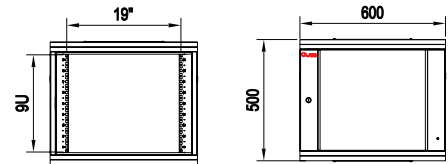
- Multiple cable entrances from top or bottom allowing flexible cable routing
- Transparent door opens 180°
- Lockable door design to restrict unauthorized access with added security
- EIA compliant mounting rail with numbered RU
- Optional top mount fans kit (with 2-slot)
- Quick release clip-lock side panels allow easy access to equipment and patch units

## Specifications

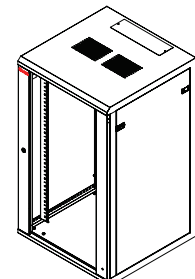
<b>Main Material</b>	Steel
<b>Operation Temperature</b>	- 40°C to + 60°C
<b>Ingress Protection Level</b>	IP20
<b>Compliance</b>	RoHS, IEC, EIA
<b>Front Door</b>	Transparent Glass Door with Key Lock
<b>Slide Panel</b>	Solid Side Panel (Detachable)
<b>Color &amp; Coating</b>	Black Powder Coating
<b>Accessories included</b>	Earthing Kit (1 pc) Top Plate (2 pcs) Mounting Rail with Numbered RU (2 pcs) Nuts, Cup Washers & Fixings (20 sets)
<b>Optional Accessories</b> (To be ordered separately)	Top mount fan kit (Max. 2 pcs for each wallmount cabinet)



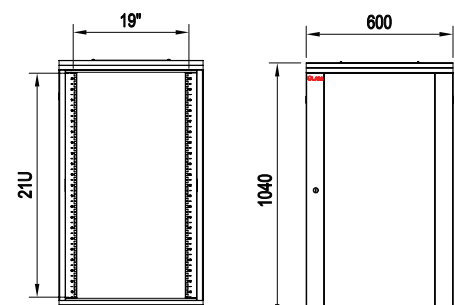
9U WALLMOUNT CABINET



Front View without Door    Front View with Door



21U WALLMOUNT CABINET



Front View with Door    Front View without Door

# WALLMOUNT CABINETS

## STANDARD MODEL SERIES

Standard Model Series with loading up to 60Kgs.

Item Description						Part No.
Rack Unit	Overall Height (mm)	Width (mm)	Depth (mm)	Loading Capacity (Kgs)	Net Weight (Kgs)	
9U	500	600	600	60	19.5	WST09U1B
12U	640	600	600	60	23.5	WST12U1B
21U	1040	600	600	60	31.5	WST21U1B
27U	1307	600	600	60	36.5	WST27U1B

- \* Free standing installation is suggested to be applied for 9U and 12U cabinet.
- \*\* A Floor standing support is suggested to be provided for installing 21U and 27U cabinet.
- \*\*\* All the Cabinet are fully built before delivery.

## HEAVY DUTY SERIES

Heavy Duty Series carries ruggedized frame work structure with loading up to 90Kgs.

Item Description						Part No.
Rack Unit	Overall Height (mm)	Width (mm)	Depth (mm)	Loading Capacity (Kgs)	Net Weight (Kgs)	
9U	500	600	600	90	25.2	WHD09U1B
12U	640	600	600	90	28.6	WHD12U1B
21U	1040	600	600	90	39.9	WHD21U1B
27U	1307	600	600	90	46.4	WHD27U1B

- \* Free standing installation is suggested to be applied for 9U and 12U cabinet.
- \*\* A Floor standing support is suggested to be provided for installing 21U and 27U cabinet.
- \*\*\* All the Cabinet are fully built before delivery.