

# COLD AISLE CONTAINMENT

Cold / Hot Aisle containment solution is designed to separate hot and cold air in mission critical data centers to reclaim underutilized cooling capacity. It facilitates high density application in data centers and also greatly reduces energy cost in long run.

Olabs' Cold Aisle Containment system is a cabinet supported containment solution in modular design. It is compatible with Olabs' 37U, 42U and 45U cabinets series and is able to flexibly accommodate to other coherent solutions. With customizable accessories, it can easily retrofit almost any existing sites and data centers.



## KEY FEATURES:

- ◆ Easy installation and fast deployment
- ◆ Retrofit existing data centers without disturbing the current operations
- ◆ Can be applied to slab floor or raised floor
- ◆ Automatic sliding door with intelligent access is available as an option
- ◆ Fully sealed design with fail-safe intelligent roof system
- ◆ Modular design allows flexibility and expandability
- ◆ Reduce cooling energy consumption up to 30~40%

## Specifications

<b>Applicable Cabinet</b>	Cabinet Width (mm)	600 and 800
	Cabinet Depth (mm)	1000 and 1200
	Rack Unit	37U, 42U and 45U
	Loading Capacity *	750kg and 1200kg
	Compliance	IEC 60297-1
<b>Cold Aisle Containment</b>	Aisle Width (mm)	1200 and 700
	Main Material	Steel and aluminum
	Windows	Tempered glass
	Color and Coating	Black powder coating
	Compliance	TIA942, UL94-V0

\* Designed for cabinets with flat-pack structure. If your cabinet is in other structure, please contact our sales team for customized solution.

## COLD AISLE CONTAINMENT

### ■ Cabinet Supported Cold Aisle Containment Solution

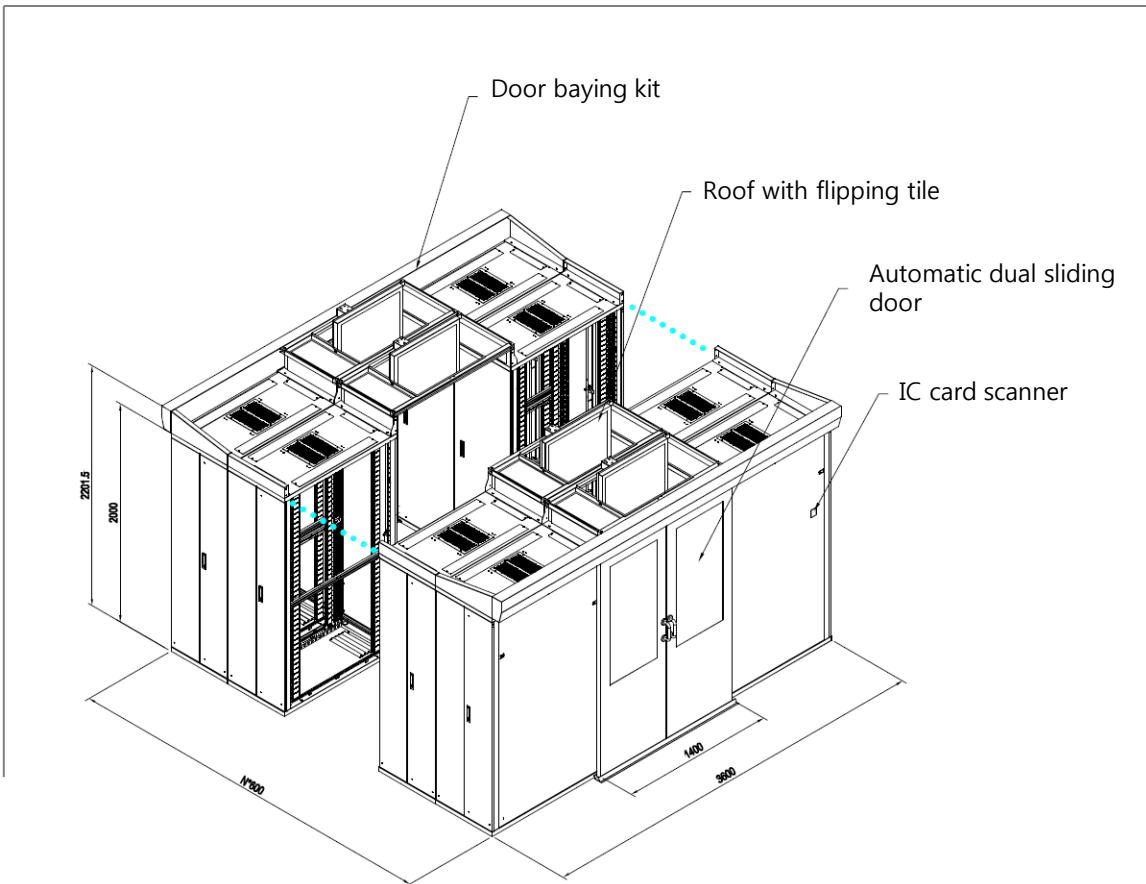
A cabinet supported cold aisle containment solution consists of aisle-end doors and roof system to prevent the cold air in cold aisle mixing with the hot air exhausted from the equipment. With the help of sealing accessories, cooling efficiency in racks can be maximized. Olabs' cold aisle containment solution is highly flexible and able to be customized in order to maximize your asset utilization.



Automatic dual sliding door



Cabinet supported roof

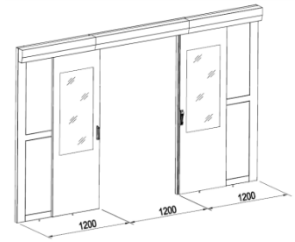


# COLD AISLE CONTAINMENT

## ■ Dual Sliding Door

The doors are placed at the ends of the aisle. It separates the cold and hot air while it prevents unauthorized access of the cabinets.

- ◆ Options for automatic or manual door type
- ◆ Tempered glass windows allow excellent visual openness
- ◆ IC card access lock is available as an option



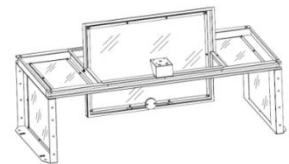
Rack Unit	Applicable Cabinet Depth (mm)	Automatic Door Part No.	Manual Door Part No.
37U	1000	CD1A37	CD1M37
42U	1000	CD1A42	CD1M42
45U	1000	CD1A45	CD1M45
37U	1200	CD2A37	CD2M37
42U	1200	CD2A42	CD2M42
45U	1200	CD2A45	CD2M45

1. Door baying kit is included.
2. The Part No. are for the cabinets without castors, please contact our sales team if your cabinets consist of castors.

## ■ Aisle Roof

It is installed on the top of the aisle and prevents hot air from entering the aisle and mixing with the cold air.

- ◆ Fail-safe flipping tiles triggered by fire alarm system
- ◆ Tempered glass windows allow excellent visual openness
- ◆ Applicable aisle width: 1200mm




Applicable Cabinet Width (mm)	Part No.
600	CR6W
800	CR8W

1. The Part No. are for the cabinets with flat pack structure, please contact our sales team if your cabinets are in other structure.

## ■ Filler Panel

The filler panel can fill the space in aisle with missing cabinets, or non-standard aisle layouts.

- ◆ Cabinet supported mounting
- ◆ Easy to attach and detach



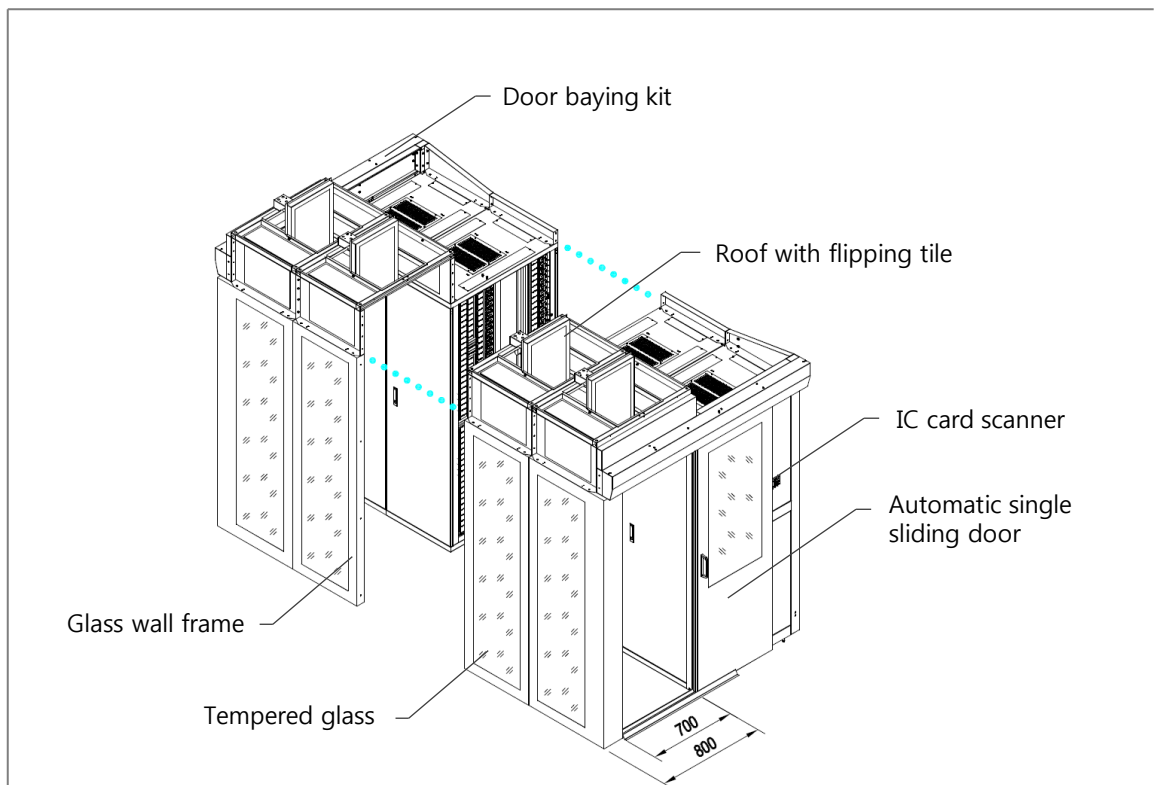
Filler Panel Width (mm)	Applicable Rack Unit	Part No.
600	37U	CF6W37
	42U	CF6W42
	45U	CF6W45
800	37U	CF8W37
	42U	CF8W42
	45U	CF8W45

1. The adjacent cabinets should have the same rack units as the selected filler panel.
2. The width of the selected filler panel should be same as the width of the missing cabinets.
3. The Part No. are for cabinets without castors, please contact our sales team if your cabinets consist of castors.

# COLD AISLE CONTAINMENT

## ■ Single Row Cold Aisle Containment Solution

Apart from the dual rows cabinet supported containment, Olabs provides the single row cold aisle containment solution to make use of all the precious space in data centers or computer rooms where cabinets are arrayed in single row. This single row solution consists of aisle-end doors, roof system and the tempered glass wall forming a space saving and secure cold aisle containment that maximize cooling efficiency.



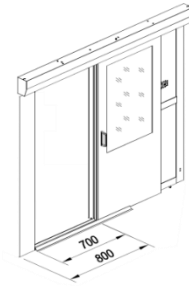
**!** PLEASE TURN TO NEXT PAGE FOR EACH Component's Part Number

# COLD AISLE CONTAINMENT

## Single Sliding Door

The doors are placed at the ends of the aisle. It separates the cold and hot air while it prevents unauthorized access of the cabinets.

- ◆ Options for automatic or manual door type
- ◆ Tempered glass windows allow excellent visual openness
- ◆ IC card access lock is available as an option



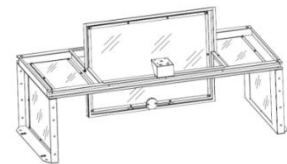
Rack Unit	Applicable Cabinet Depth (mm)	Automatic Door Part No.	Manual Door Part No.
37U	1000	CD3A37	CD3M37
42U	1000	CD3A42	CD3M42
45U	1000	CD3A45	CD3M45
37U	1200	CD4A37	CD4M37
42U	1200	CD4A42	CD4M42
45U	1200	CD4A45	CD4M45

1. Door baying kit is included.
2. The Part No. are for the cabinets without castors, please contact our sales team if your cabinets consist of castors.

## Aisle Roof

It is installed on the top of the aisle and prevents hot air from entering the aisle and mixing with the cold air.

- ◆ Fail-safe flipping tiles triggered by fire alarm system
- ◆ Tempered glass windows allow excellent visual openness
- ◆ Applicable aisle width: 700mm



Applicable Cabinet Width (mm)	Part No.
600	CR6U
800	CR8U

1. The Part No. are for the cabinets with flat pack structure, please contact our sales team if your cabinets are in other structure.

## Tempered Glass Wall

The tempered glass wall is installed in parallel to the cabinet row and each glass wall module is aligned with its corresponding cabinet to form the aisle.

- ◆ Modular design and easy to handle
- ◆ Excellent visibility



Tempered Glass Wall Width (mm)	Applicable Rack Unit	Part No.
600	37U	CT6W37
	42U	CT6W42
	45U	CT6W45
800	37U	CT8W37
	42U	CT8W42
	45U	CT8W45

1. The width of the selected glass wall module should be the same as the width & rack unit of its corresponding cabinet.
2. The Part No. are for cabinets without castors, please contact our sales team if your cabinets consist of castors.

# COLD AISLE CONTAINMENT

## ■ Accessories

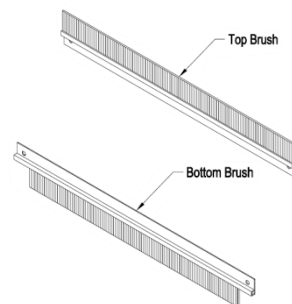
### ■ Horizontal Brush Strip Set

The horizontal brush strip set is installed at the top and bottom of the cabinet front to seal the cabinet without obstructing cable management.

- ◆ For full sealing of cabinet
- ◆ Allow cable access and cable management

Cabinet Width (mm)	Individual Packing Part No.	Pre-Assembled Part No. (2)
600	HBS6WF	HBS6WP
800	HBS8WF	HBS8WP

1. One set of horizontal brush strip set contains the top brush and bottom brush, which are used in one cabinet only.
2. Items can be pre-installed in cabinets before delivery.
3. The Part No. are for the cabinets with flat pack structure, please contact our sales team if your cabinets are in other structure.



### ■ Vertical Brush Strip Set

The vertical brush strip set is installed at two sides of the cabinet front to seal the cabinet without obstructing cable management.

- ◆ For full sealing of cabinet
- ◆ Allow cable access and cable management

Applicable Rack Unit	Individual Packing Part No.	Pre-Assembled Part No. (2)
37U	VBS37F	VBS37P
42U	VBS42F	VBS42P
45U	VBS45F	VBS45P


1. One set of vertical brush strip set contains 4pcs of small brushes, which are used in one cabinet only.
2. Items can be pre-installed in cabinets before delivery.
3. The Part No. are for the cabinets with flat pack structure, please contact our sales team if your cabinets are in other structure.



### ■ Brush Grommet

The brush grommet is to block the air flowing through the openings of the vertical cable manager that still allows cable passing through.

- ◆ Used in cabinets with built-in vertical cable manager
- ◆ Separate hot and cold air but still allow cable access and cable management



Packing	Part No.
Flat Pack	BRF
Pre-Assembled	BRP

1. Order unit is in piece.
2. For full sealing : 37U needs 16pcs, 42U & 45U need 18pcs in one set of VCM.

# COLD AISLE CONTAINMENT

## ■ Rack Blanking Panel

The blanking panel is installed in the blank rack space for preventing re-circulation and by-pass air within the enclosure and equipment.

- ◆ 19" EIA standard width
- ◆ Easy to attach and detach
- ◆ Snap-in design in 1U is available, no tool is required for installation

Rack Unit	Standard Panel Part No.	Rack Unit	Snap-in Panel Part No.
1U	BP1UF	1U	SP1UF
2U	BP2UF		
4U	BP4UF		

1. Please change the last character of the Part No. from "F" to "P" if the blanking panel requires to be pre-assembled in cabinets.
2. Please indicate the pre-assembled position with "-xxU" at the end of the PartNo.. "xx" refers to the RU marks in 2-digit (e.g. BP1UP-10U).



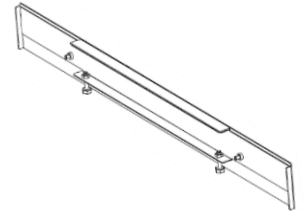
## ■ Castor Skirt Panel

The castor skirt panel is used to cover the gap between the floor and the cabinet created by the castor kit.

- ◆ For full sealing of cabinet
- ◆ Used in cabinets with castors

Applicable Cabinet Width (mm)	Individual Packing Part No.	Pre-Assembled Part No. (1)
600	CSP6WF	CSP6WP
800	CSP8WF	CSP8WP

1. Items can be pre-installed in cabinets before delivery.



## Customization and Modular Accessories

Beyond standard offerings, Olabs provides flexible customizations such as door with different lock types, fillers with customized sizes...etc. in order to optimize the cooling efficiency in your containment system. Please contact our sales team to customize your solution.